

GEROthem[®] weights

Combinable and perfectly shaped weights for safe installation without the need for tools

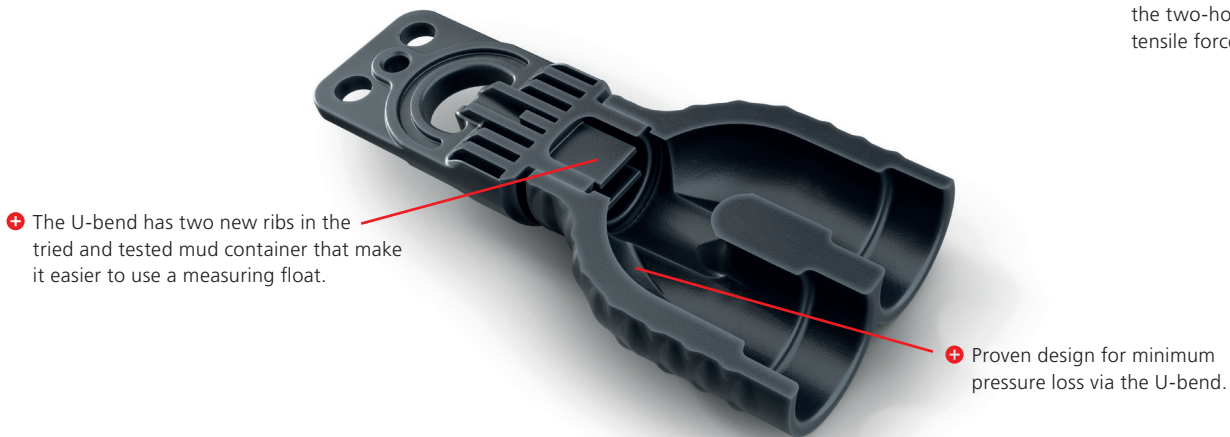
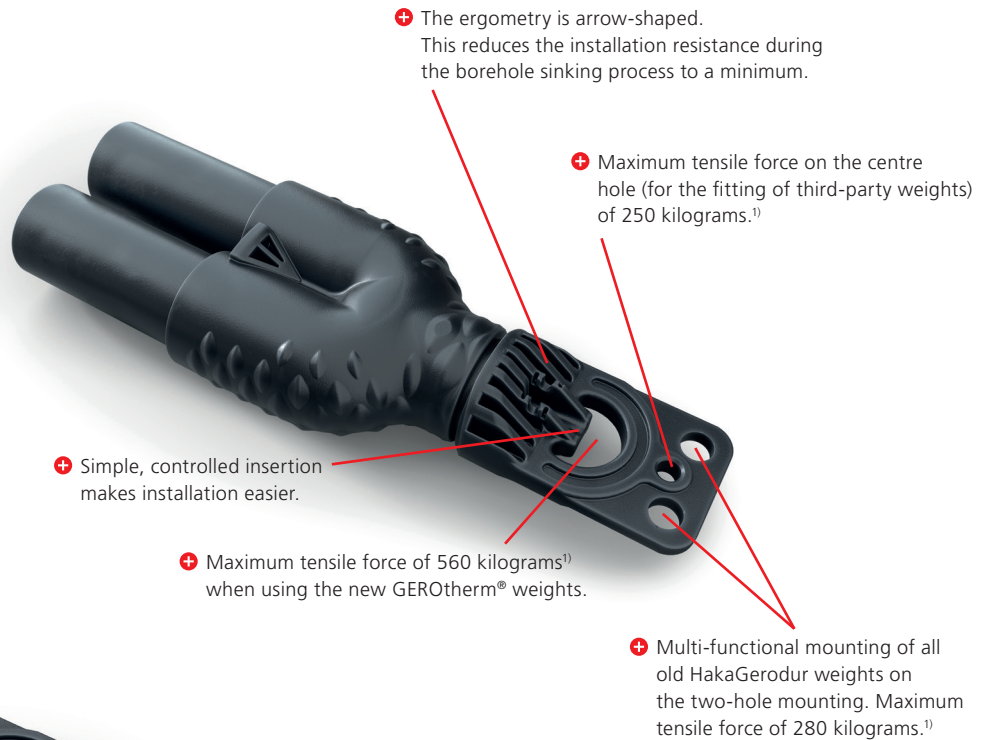
Flexibility with the use of GEROtherm® system components

The GEROtherm® weight components can be combined in a simple manner. This guarantees flexibility when sinking GEROtherm® geothermal probes in boreholes on the construction site.

The standard offset installation of probe feet on a double-U geothermal probe reduces the installation diameter. The narrow diameter of the probe feet and the GEROtherm® weights makes it possible to drill down with a **cost-optimized drill diameter**.

The practical mounting of the weights guarantees time-saving installation without the need for tools on site, and assures **safe and rapid installation**.


The new probe foot is internally pressure-resistant up to 22 bar.



+ SKZ and KIWA/KOMO certificates.



Time-saving, safe installation of weights without the need for tools



+ Ergometry is matched to the U-bend and nothing protrudes above the weight.


+ The probe foot is mounted in a linear guide that prevents lateral deflection.

+ Double failsafe with steel-hinged pin, blocked by spring preload and in limit position.



+ Clearly defined water guide grooves to reduce the prospect of jamming.

+ Shear force of spring cotter pin is greater than three tons.



+ Spring cotter pin can be plugged in by hand. Spring hook that engages in limit position as a failsafe (can be released again with a tool).

+ Part number and serial number embossed on every weight.

+ Initial and expansion weights are deliberately shaped conically, with a pronounced sharp tip, to ensure that they exert an optimum ground-clearing function during the sinking process.

+ Complies with the SUVA specification "Handling loads".

+ If the GEROtherm® Single-U geothermal probe is installed directly on the additional 20 kilogram-weight, it is perfectly centred. A spring cotter pin supplied with the additional weight is used to secure the connection. Maximum tensile force of 450 kilograms.¹⁾

+ If more weight is needed, additional weights can be attached.

+ Also possible to secure using a nut and bolt.

Combination possibilities



initial weight 15 kg
Part No.: 06.8018



initial weight 19 kg
Part No.: 06.8019



**15 kg initial weight with
20 kg additional weight**
Part No.:
initial weight: 06.8018
Additional weight: 06.8020



**19 kg initial weight with
20 kg additional weight**
Part No.:
initial weight: 06.8019
Additional weight: 06.8020

The initial weights are supplied with a pre-installed hinged pin.

On the additional weights, the spring cotter pin is secured in the aperture on those weights by means of a cable tie.

The tensile force of a double-U GEROthem® geothermal probe with the GEROthem® probe foot used in conjunction with the new GEROthem® weights is maximum 560 kilograms.¹⁾

The tensile force of a single-U GEROthem® geothermal probe with the new GEROthem® probe foot in conjunction with the new GEROthem® additional weight is maximum 280 kilograms.¹⁾

The new GEROthem® weights are suitable for:

- GEROthem® geothermal probe de 32 mm (PN16) PE100-RC + PE100-RT
- GEROthem® geothermal probe de 40 mm (PN16, PN20) PE100-RC + PE100-RT
- GEROthem® REX geothermal probe de 32 mm (PN16)
- GEROthem® REX geothermal probe de 40 mm (PN16, PN20)
- GEROthem® VARIO geothermal probe de 32 mm (PN16)
- GEROthem® VARIO geothermal probe de 40 mm (PN16, PN20)
- GEROthem® FLUX geothermal probe de 43 mm, PN32 (available from the end of 2019) (Until the changeover to the new probe foot, the FLUX geothermal probes can be used with the UNI-FIX [part No.: 06.7865], secured directly to the additional weight [06.8020].)

The tried and tested GEROthem® PUSH-FIX fixtures are available for all de 32 millimetre and de 40 millimetre geothermal probes as well as for VARIO, FLUX and REX probes.

The PUSH-FIX fixture has performed particularly well in hydraulic-circulation drilling or wash boring applications.

¹⁾ Maximum tensile force based on test using the HakaGerodur tensiometer fixture at 20°C. The dynamic tensile forces on the construction site must be taken into account accordingly. Refer to technical manual for notes on installation.

 **HakaGerodur**

HakaGerodur AG
Giessenstrasse 3
CH-8717 Benken

T +41 (0)55 293 25 25
F +41 (0)55 293 25 26

sekretariat@hakagerodur.ch
www.hakagerodur.ch